





APPLICABLE STANDARD					
	OPERATING TEMPERATURE RANGE	-40°C TO +80°C(95%RH MAX)	STORAGE TEMPERATURE RANGE	-30°C TO +60°C(95%RH MAX)	
RATING	VOLTAGE	30 V AC	CURRENT	SIGNAL	0.5 A/pin
				2PINS POWER	1.0 A/pin (ANY OF 2PIN)
					2.0 A/pin (PIN No.1 and 8)
APPLICABLE CABLE		Hitachi Metals, Ltd. UL20276-SB 4PXAWG28(7/0.127) LF fai 5.8 (fai 6.0 MAX)			
SPECIFICATIONS					
ITEM	TEST METHOD		REQUIREMENTS	QT	AT
CONSTRUCTION					
GENERAL EXAMINATION	VISUALLY AND BY MEASURING INSTRUMENT.		ACCORDING TO DRAWING.	X	X
MARKING	CONFIRMED VISUALLY.		ACCORDING TO DRAWING.	X	X
ELECTRIC CHARACTERISTICS					
CONTACT RESISTANCE	100 mA MAX (DC OR 1000 Hz).		30 mΩ MAX.	X	—
INSULATION RESISTANCE	100 V DC.		500 MΩ MIN.	X	—
VOLTAGE PROOF	250 V AC FOR 1 min.CURRENT LEAKAGE 2mA MAX.		NO FLASHOVER OR BREAKDOWN.	X	—
MECHANICAL CHARACTERISTICS					
INSERTION AND WITHDRAWAL FORCES	A MAXIMUM RATE OF 12.5 mm/min. MEASURED BY APPLICABLE CONNECTOR.		INSERTION FORCE 25 N MAX. WITHDRAWAL FORCE 25 N MAX.	X	—
MECHANICAL OPERATION	5000 TIMES INSERTIONS AND EXTRACTIONS. MATING SPEED - MANUALLY OPERATED : 200 CYCLES / h		1) CONTACT RESISTANCE: NO INCREASE OF MORE THAN 15 mΩ FROM INITIAL VALUE. 2) NO DAMAGE, CRACK AND LOOSENESS OF PARTS.	X	—
VIBRATION	FREQUENCY 10 TO 500 Hz SINGLE AMPLITUDE 0.75 mm, AT 11 min 10 CYCLES(30 CYCLES IN TOTAL) FOR 3 AXIAL DIRECTIONS.		1) NO ELECTRICAL DISCONTINUITY OF 1μS. 2) NO DAMAGE, CRACK AND LOOSENESS OF PARTS.	X	—
FRETTING CORROSION	490 m/s ² , 30 TIMES/MIN AT 1000 TIMES.		1) CONTACT RESISTANCE: NO INCREASE OF MORE THAN 60 mΩ FROM INITIAL VALUE. 2) NO ELECTRICAL DISCONTINUITY OF 1μS. 3) NO DAMAGE, CRACK AND LOOSENESS OF PARTS.	X	—
COUNT	DESCRIPTION OF REVISIONS		DESIGNED	CHECKED	DATE
					
REMARK			APPROVED	NM.NISHIMATSU	15.12.03
			CHECKED	NM.NISHIMATSU	15.12.03
			DESIGNED	P.EKSOURIYA	15.12.03
			DRAWN	P.EKSOURIYA	15.12.03
Unless otherwise specified, refer to IEC 60512.					
Note QT:Qualification Test AT:Assurance Test X:Applicable Test			DRAWING NO.	ELC-128749-00-00	
	SPECIFICATION SHEET		PART NO.	IX40-A-8S-CV(6.4)	
	HIROSE ELECTRIC CO., LTD.		CODE NO.	CL251-0004-0-00	 1/2

SPECIFICATIONS				
ITEM	TEST METHOD	REQUIREMENTS	QT	AT
SHOCK	490 m/s ² DURATION OF PULSE 11 ms AT 3 TIMES IN 3 BOTH AXIAL DIRECTIONS.	1) NO ELECTRICAL DISCONTINUITY OF 1μS. 2) NO DAMAGE, CRACK AND LOOSENESS OF PARTS.	X	—
LOCK STRENGTH	APPLYING 98 N FORCE IN THE MATING AXIS DIRECTION IN STATE IN FITTED WITH APPLICABLE CONNECTOR.	NO UNLOCKING, DAMAGE, CRACK AND LOOSENESS OF PARTS.	X	—
ENVIRONMENTAL CHARACTERISTICS				
THERMAL SHOCK	TEMP -55 → +15 TO +35 → +85 → +15 TO +35 °C TIME 30 → 2 TO 3 → 30 → 2 TO 3 min UNDER 10 CYCLES (MATING APPLICABLE CONNECTOR)	1) CONTACT RESISTANCE: NO INCREASE OF MORE THAN 30 m Ω FROM INITIAL VALUE. 2)INSULATION RESISTANCE: 1 MΩ MIN. (AT DRY) 3) NO DAMAGE, CRACK AND LOOSENESS OF PARTS.	X	—
HUMIDITY	EXPOSED AT +40 ± 2 °C, HUMIDITY 93 +2 / -3 %, 96h (MATING APPLICABLE CONNECTOR)	1) CONTACT RESISTANCE: NO INCREASE OF MORE THAN 30 m Ω FROM INITIAL VALUE. 2)INSULATION RESISTANCE: 1 MΩ MIN. (AT DRY) 3) NO DAMAGE, CRACK AND LOOSENESS OF PARTS.	X	—
DRY HEAT	EXPOSED AT +85 ± 2 °C, 1000 h. (MATING APPLICABLE CONNECTOR)	1) CONTACT RESISTANCE: NO INCREASE OF MORE THAN 30 m Ω FROM INITIAL VALUE. 2)INSULATION RESISTANCE: 1 MΩ MIN. (AT DRY) 3) NO DAMAGE, CRACK AND LOOSENESS OF PARTS.	X	—
COLD	EXPOSED AT -40 ± 3 °C, 1000 h. (MATING APPLICABLE CONNECTOR)	1) CONTACT RESISTANCE: NO INCREASE OF MORE THAN 30 m Ω FROM INITIAL VALUE. 2)INSULATION RESISTANCE: 1 MΩ MIN. (AT DRY) 3) NO DAMAGE, CRACK AND LOOSENESS OF PARTS.	X	—
CORROSION SALT MIST	EXPOSED AT 5 % SALT WATER, 35 ± 2 °C, 48h. (LEFT UNDER UNMATED CONDITION.)	NO HEAVY CORROSION OF CONTACTS.	X	—
CORROSION SO ₂ GAS	EXPOSED AT SO ₂ 25 ppm, +25 ± 2 °C, 75 ± 5%RH, 96 h. (LEFT UNDER UNMATED CONDITION.)	NO HEAVY CORROSION OF CONTACTS.	X	—
SOLDERBILITY	SOLDERING POINT IMMERSSED IN SOLDER BATH OF +255 ± 5 °C,5 sec. (USING TYPE R FLAX)	SOLDER SHALL COVER MINIMUM OF 95 % OF THE SURFACE BEING IMMERSSED.	X	—
RESISTANCE TO SOLDERING HEAT	TEMPERATURE +350 ± 10 °C,5 sec AT SOLDERING PARTS	NO DAMAGE, CRACK AND LOOSENESS OF PARTS.	X	—
Note QT:Qualification Test AT:Assurance Test X:Applicable Test		DRAWING NO.	ELC-128749-00-00	
HRS	SPECIFICATION SHEET		PART NO.	IX40-A-8S-CV (6. 4)
	HIROSE ELECTRIC CO., LTD.		CODE NO	CL251-0004-0-00  2/2